



# ELECTRICAL PRODUCTS

## Fuses

### FUSES

Critical for safety, fuses provide protection from electrical overloads in hundreds of places. Every boat should have spares for every circuit on board. Critical communication/navigation equipment or "convenience" stereo and sanitary facilities make boating safe and pleasant. A spare set of fuses will ensure you are always "connected".

Fuses are bubble packed on colorful cards. Each has an inner, reuseable storage box to keep spares organized and accessible. **UNLESS OTHERWISE NOTED ALL ARE PACKED 5 EACH OF THE SAME TYPE AND AMP RATING.**

#### AGA Glass Tube Fuses

<b>FS79000</b> AGA 2 Amp	<b>FS79040</b> AGA 10 Amp
<b>FS79010</b> AGA 3 Amp	<b>FS79050</b> AGA 15 Amp
<b>FS79020</b> AGA 5 Amp	<b>FS79060</b> AGA 20 Amp
<b>FS79030</b> AGA 7.5 Amp	<b>FS79070</b> AGA 30 Amp

#### AGC Glass Tube Fuses

<b>FS79080</b> AGC .5 Amp	<b>FS79150</b> AGC 6 Amp
<b>FS79090</b> AGC 1 Amp	<b>FS79160</b> AGC 7.5 Amp
<b>FS79100</b> AGC 1.5 Amp	<b>FS79170</b> AGC 10 Amp
<b>FS79110</b> AGC 2 Amp	<b>FS79180</b> AGC 15 Amp
<b>FS79470</b> AGC 2.5 Amp	<b>FS79190</b> AGC 20 Amp
<b>FS79120</b> AGC 3 Amp	<b>FS79200</b> AGC 25 Amp
<b>FS79130</b> AGC 4 Amp	<b>FS79210</b> AGC 30 Amp
<b>FS79140</b> AGC 5 Amp	<b>FS79220</b> AGC 35 Amp

#### SFE Glass Tube Fuses

<b>FS79230</b> SFE 4 Amp	<b>FS79270</b> SFE 14 Amp
<b>FS79240</b> SFE 6 Amp	<b>FS79280</b> SFE 20 Amp
<b>FS79250</b> SFE 7.5 Amp	<b>FS79290</b> SFE 30 Amp
<b>FS79260</b> SFE 9 Amp	

**Slow Blowing Style Fuses.** These fuses will accommodate short overloads (like a motor startup or a winch) without blowing. Provides convenience and protection from continuous overloads.










<b>FS79300</b> Slow Blow 3 Amp	<b>FS79350</b> Slow Blow 10 Amp
<b>FS79310</b> Slow Blow 4 Amp	<b>FS79360</b> Slow Blow 15 Amp
<b>FS79320</b> Slow Blow 5 Amp	<b>FS79370</b> Slow Blow 20 Amp
<b>FS79330</b> Slow Blow 6.25 Amp	<b>FS79380</b> Slow Blow 25 Amp
<b>FS79340</b> Slow Blow 8 Amp	<b>FS79390</b> Slow Blow 30 Amp

#### AGU Glass Tube Fuses. Packed 2 per card.

<b>FS79800</b> AGU 10 Amp	<b>FS79840</b> AGU 30 Amp
<b>FS79810</b> AGU 15 Amp	<b>FS79850</b> AGU 35 Amp
<b>FS79820</b> AGU 20 Amp	<b>FS79860</b> AGU 40 Amp
<b>FS79830</b> AGU 25 Amp	<b>FS79870</b> AGU 50 Amp

#### UK Glass Tube Fuses.

<b>FS79880</b> UK 50 Amp
--------------------------

<b>AGA, SFE4</b> 1/4" X 5/8"	
<b>SFE6</b> 1/4" X 3/4"	
<b>SFE14</b> 1/4" X 1"	
<b>SFE20</b> 1/4" X 1 1/4"	
<b>SFE30</b> 1/4" X 1 7/16"	
<b>AGC</b> 1/4" X 1 1/4"	
<b>SLOW BLOW</b> <b>3 AMP</b>	
<b>AGU</b>	
<b>UK50</b>	

**ELECT. PROD.**