










	Style	Off-On Single Pole	Off-MOM On Single Pole	ON-OFF-ON Single Pole	ON-OFF-ON Double Pole	MOMON-OFF- MOMON Single Pole	MOMON-OFF- MOMON Double Pole	ON-OFF- MOMON Single Pole	ON-OFF- MOMON Double Pole	ON(#1)-OFF- ON(#1 & #2) Single Pole	ON-ON Single Pole
	ROTOSWITCH	MP78710	MP78720	MP78730	MP78800			MP78750	MP78760	MP78820 & MP78830	
	Standard Rocker	RK40140	RK40150	RK40170	RK40480	RK40350	RK40470	RK40360		RK19570	
	Illuminated Std. Rocker	RK40100	RK40120	RK40110		RK40130					
	Soft Spot Rocker	RK40370**		RK40390**		RK40400**					
	Standard Contura®	RK19400	RK19410	RK19420	RK19480	RK19430	RK19490				
	Illuminated Contura®	RK19440	RK19450	RK19460	RK19540	RK19470	RK19550				
	Standard Toggle	TG40020	TG40030	TG40040	TG40450	TG40050	TG40460	TG40160*		TG40490	
	Illuminated Std. Toggle	TG40060**		TG40070**							TG40180
	Tip Lit Toggle	TG40300**	TG40310**	TG40320**	TG19520**	TG40330**	TG19530**	TG40340**			

* TG40160 contains face plate for bilge pump function

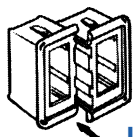
** Switch illuminates white when dash lights are turned "On". Changes to red light when switch is in "On" position. Switch lights ONLY when dash lights are on.

- All rockers require 27/32" x 1-29/64" rectangular cut out.

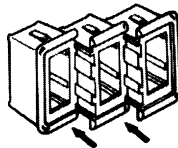
- All toggles mount in 15/32" diameter panel hole.

©CONTURA is a registered trademark of CARLINGSWITCH, Inc., Plainville, CT.

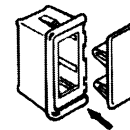
These interlocking rocker panel sections make it easy to install heavy duty marine rockers into any panel. They snap together without tools to make custom arrangements. Use with rockers shown on page 14.



UN19700
Blank Cover. Fills in unused spaces in Panel #UN19710 and UN19720.



UN19710 Middle Section. Used to expand Panel #UN19720.



UN19720 End Panel Set. Two panels provide a finished edge for rocker switch mounting.